

$$= \frac{1}{\sqrt{2}} e^{\left(-\frac{\pi}{4} + 2n\pi\right)} \cdot \left(\cos\left(-\frac{\pi}{4} + 2n\pi + \frac{1}{2} \ln(2)\right) + i \sin\left(-\frac{\pi}{4} + 2n\pi + \frac{1}{2} \ln(2)\right) \right)$$

Ch. 14.1 - Line integral in the complex plane

- Complex definite integrals are called (complex) line integrals, denoted by $\int_C f(z) dz$, meaning $f(z)$ (the integrand) is integrated over a given curve C in \mathbb{C} known as the path of integration.
- $C: z(t) = x(t) + iy(t) \quad (a \leq t \leq b)$
(Parametric representation)
- C is a smooth curve if its derivative $\dot{z} = \frac{dz}{dt}$ is continuous & non-zero at each point

Definition of the Complex line integral

Let C be a smooth curve in the complex plane given by $z(t) = x(t) + iy(t)$, $a \leq t \leq b$, and let f be continuous at each point of C . Partition the interval $a \leq t \leq b$ by points $t_0 (= a), t_1, \dots, t_n (= b)$, where $t_0 \leq t_1 < \dots < t_n$.

Let the corresponding sub-division of C be $z_0, z_1, \dots, z_n (= Z)$, where $z_j = z(t_j)$.

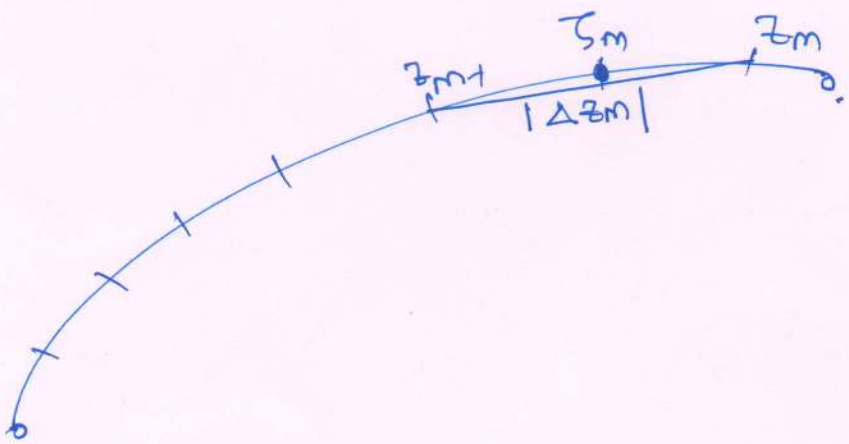
Choose ζ_1 on part of C between z_0 & z_1 (i.e.

$\zeta_1 = z(t)$, $t_0 \leq t \leq t_1$), and similarly, ζ_2 between z_1 and z_2 , etc.

Let $S_n = \sum_{m=1}^n f(\zeta_m) \Delta z_m$, where $\Delta z_m = z_m - z_{m-1}$.

We do a similar thing independently with $n = 2, 3, \dots$, but so that the greatest

$|\Delta t_m| = |t_m - t_{m-1}|$ approaches zero as $n \rightarrow \infty$.



- $|\Delta z_m|$ also approaches zero:
 - Arc length of the smooth curve C is a continuous function of t .
 - Since $|t_m - t_{m-1}| \rightarrow 0$, $z_{m-1} \rightarrow z_m$, hence $|\Delta z_m| \rightarrow 0$.

• Now $\lim_{n \rightarrow \infty} S_n = \lim_{n \rightarrow \infty} \sum_{m=1}^n f(\zeta_m) \Delta z_m$ is called the line integral of $f(z)$ over the oriented curve C . This is denoted by $\int_C f(z) dz$.

Assumption: All paths of integration for complex line integrals are assumed to be piecewise smooth, that is, consist of finitely many smooth curves joined end to end.


Linearity

$$\int_C (c_1 f_1(z) + c_2 f_2(z)) dz = c_1 \int_C f_1(z) dz + c_2 \int_C f_2(z) dz$$

Sense reversal

$$\int_{z_0}^z f(z) dz = - \int_z^{z_0} f(z) dz$$

Partitioning the path

$$\int_C f(z) dz = \int_{C_1} f(z) dz + \int_{C_2} f(z) dz$$


Existence of the complex line integral

The line integral $\int_C f(z) dz$ exists if f is continuous and C is piecewise smooth:

Let $f(z) = u(x, y) + iv(x, y)$.

$$\zeta_m = \xi_m + i\eta_m \text{ \& \ } \Delta z_m = \Delta x_m + i\Delta y_m$$

$$\Rightarrow S_n = \sum_{m=1}^n f(\zeta_m) \Delta z_m = \sum_{m=1}^n (u + iv)(\Delta x_m + i\Delta y_m)$$

where $u = u(\xi_m, \eta_m)$, $v = v(\xi_m, \eta_m)$

$$\Rightarrow S_n = \sum u \Delta x_m - \sum v \Delta y_m + i (\sum u \Delta y_m + \sum v \Delta x_m)$$

which are real sums

- Now f continuous $\Rightarrow u$ and v are continuous
 - $n \rightarrow \infty$ implies the greatest Δx_m & $\Delta y_m \rightarrow 0$
- Hence we have each sum as real line integral:

$$\lim_{n \rightarrow \infty} S_n = \int_C f(z) dz = \int_C u dx - \int_C v dy + i \left(\int_C u dy + \int_C v dx \right)$$

Since f is continuous & C is piecewise smooth, each real line integral on the right exists, $\Rightarrow \int_C f(z) dz$ exists.

- Moreover, its value is independent of the choice of subdivisions & intermediate points τ_m .

Evaluating definite integrals

1st method: Indefinite integration and substitution of limits

- Analogue of $\int_a^b f(x) dx = F(b) - F(a)$ ($F'(x) = f(x)$)
- Suitable for analytic functions only.

Defn. A domain D is called simply connected if every simple closed curve (closed curve without self-intersections) encloses only points of D .




closed curve without self-intersection



closed curve with self-intersection

41

• Circular disk is simply connected but an annulus is not.



• A simply connected domain is one where one can continuously shrink any simple closed curve into a point, while remaining in the domain.

Indefinite integration of analytic functions

Let $f(z)$ be analytic in a simply connected domain D . Then there exists an indefinite integral of $f(z)$ in the domain D , that is, an analytic fn. $F(z)$ s.t. $F'(z) = f(z)$ in D , & for all paths in D joining two points z_0 & z_1 in D , we have

$$\int_{z_0}^{z_1} f(z) dz = F(z_1) - F(z_0), \quad [F'(z) = f(z)]$$

• Remark: D for an entire function f is the whole complex plane.

Eg ① $\int_0^i z^3 dz = \left[\frac{z^4}{4} \right]_0^i = \frac{1}{4} - 0 = \frac{1}{4}$.

② $\int_{-\pi i}^{\pi i} \sinh z dz = \left[\cosh z \right]_{-\pi i}^{\pi i} = \cosh(\pi i) - \cosh(-\pi i) = 0$.

③ $\int_{-3\pi i}^{\frac{3\pi i}{4}} \frac{1}{z} dz = \ln(e^{\frac{3\pi i}{4}}) - \ln(e^{-\frac{3\pi i}{4}}) = \frac{3\pi i}{4} - \left(-\frac{3\pi i}{4}\right) = \frac{3\pi i}{2}$